

# Aérial

32 dB Rw  
31 dB Ra

[SLIDING DOOR FOR H5 - HT - H7 - H9 PARTITIONS]

## One sliding door Two options

Width: from 880 to 1500 mm

Thickness 34 mm

Can only be hung on the Cube system

### Classic version

Single or double sliding door, full-height or transom-mounted

Single glazing :

Tempered 6 mm

Maximum height :  
3250 mm

Maximum size :

- under ceiling: 4 m<sup>2</sup>

- on crossbar: 2.6 m<sup>2</sup>

### Acoustic version

Single sliding door, full height only

Single glazing: Tempered 10 mm


Maximum height: 2950 mm

Maximum size :

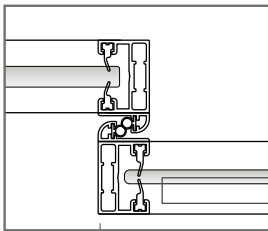
3 m<sup>2</sup> under ceiling

Integrated automatic skirting board (low of door)

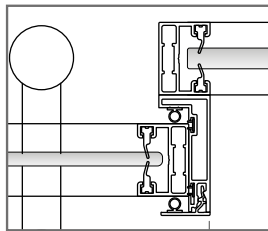
Acoustic: 32 dB Rw | 31 dB Ra



## Focus on the acoustic version



OPENING SIDE:  
2 chicane-shaped profiles with adhesive seals on the uprights



CLOSING SIDE:  
1 reception profile with seals



Integrated low drop seal triggered when the door is closed

## Hook-up system



Cube system with lacquered covers and caps in the colour of your choice

The Cube sliding system is a Surface mounted door closer rail, designed exclusively for sliding doors. Its installation is recommended on all hOyez partitions systems.

## Aerial Acoustic

Rw	RA Rw + C	Glazing	Invisible & automatic drop seal
32	31	10 mm	1

Images may not reflect your exact model and are for reference purposes only.

**hOyez** PARTITION SYSTEMS