

INSPIRING SPACES

Design your own workplace



www.hOyez.com

6:00

www.hOyez.com

609

INSPIRING SPACES

Design your own workplace

SINCE 1953,

hOyez partitionsystems offers a wide range of partitions and doors for the creation of living spaces.

Each of our products can be adapted to suit all of your aesthetic, technical and practical layout design requirements.

Choosing the hOyez brand guarantees the successful creation of your working spaces!

05. hOyez

A manufacturer with convictions.

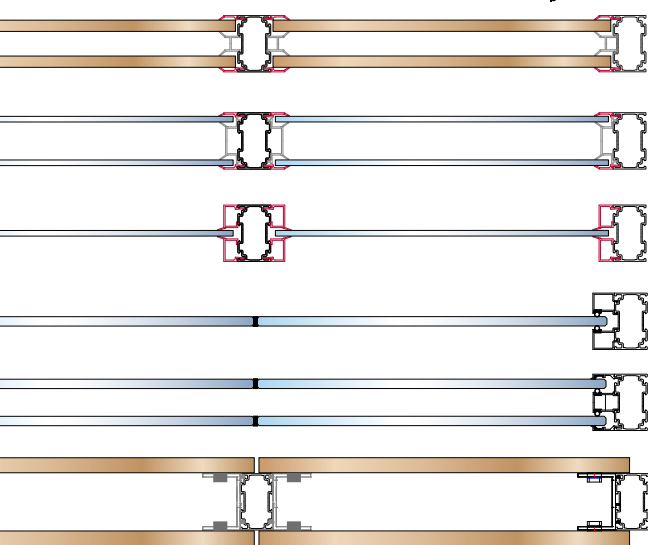
06. HT PARTITION

34mm (1 11/32")




08. H5 PARTITIONS

60mm (2 3/8"): H5 - H5T - H5JC



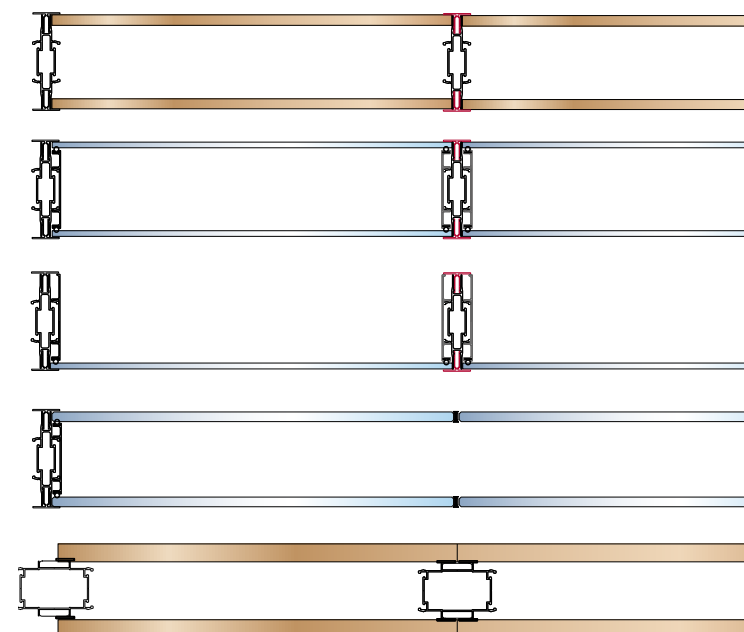
16. H7 PARTITIONS

75mm (2 15/16"): H7 - H7T - H7B



24. H10 PARTITIONS

106mm (4 3/16"): H10 - H10T - H10B



32. H SOLUTIONS

HF10 Partition
104mm (4 1/16")-FIRE-RATED

H7DW & Bâti H

Integration of glazed frame and door
frame in all drywall

38. DOORS

hOyez doors with
aluminium frame:

- AERIAL
- TERTIAL
- LINEAL
- H'FLUSH 71
- H3

Wood & Glass Door

Door fittings

50. Finishes & Certifications

Acoustic performance
Main characteristics of partitions

"Our commitment to our stakeholders goes beyond words, it's reflected in every action, creating an environment built on trust."



You can directly benefit from our ecological commitment contributions for your certification processes LEED or BREEAM. With hOyez, Think Green!

A CONCRETE VISION

Our vision is to establish ourselves as a sustainable manufacturer and specialist in products for fitting out professional spaces.

To achieve this, we are committed to the following:

- Satisfying you by producing high-quality, efficient and ingenious products.
- To innovate by constantly thinking about how to develop our products.
- To adapt by offering exclusive services that are recognised as real added value by our network of approved installers.
- To work towards sustainability by developing our environmental initiatives, both in the way the company operates and in the study of new uses.

The ABCs of our products

hOyez-demountable walls and aluminium-framed doors: :


- Can be installed in an occupied environment
- Are certified to guarantee durability and safety
- Can be dismantled and re-used to adapt to changes in your layout

RE-USE PARTITIONS

A clever & efficient assembly system

From their design phase, hOyez products are thought to be reusable and reconfigurable any way customer wishes, aspect validated by the removability certificate CERFF.


hOyez aluminium partitions and doors can be set up, dismantled, reused and transformed while ensuring resistance, endurance and acoustic.



Assemble, Remove, Replace...

The majority of hOyez® partitions can be quickly installed thanks to the Spring & eccentric screw, basic concept of the demountable partition.

DEMOUNTABLE
PARTITION



6|

Aluminium frame
(34mm -1 11/32")

Stock finishes:
9005FTC | 9010BRI |
7016FTC

Single-glazed, edge-to-
edge, full-height wall



17



**HT PARTITION
EDGE-TO-EDGE GLAZING**

Aluminium frame (34mm -1 11/32") without
any intermediate post between glazing

Certified height up to 3800mm

Glazing vertically maintained with
connecting strip:

- Anodized or black aluminium
- Polycarbonate
- Adhesive I-shaped

Single glazing with polished edges:

- Tempered glass:
10 (3/8") to 15mm (11/32")
- Laminated glass 55/2 (10,8mm - 7/16") to
88/2 (16,8mm - 21/32")

Angles: Connecting strip 2D / 3D

Installation: bracket

Correction of uneven levels:
horizontal and vertical

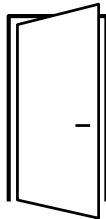
Possibility of monobloc door jamb

STC 28-40

32 > 40 dB Rw
30 > 40 dB Ra

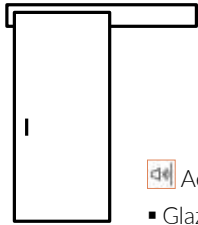


TRAVERSE LOAD
CERTIFICATION



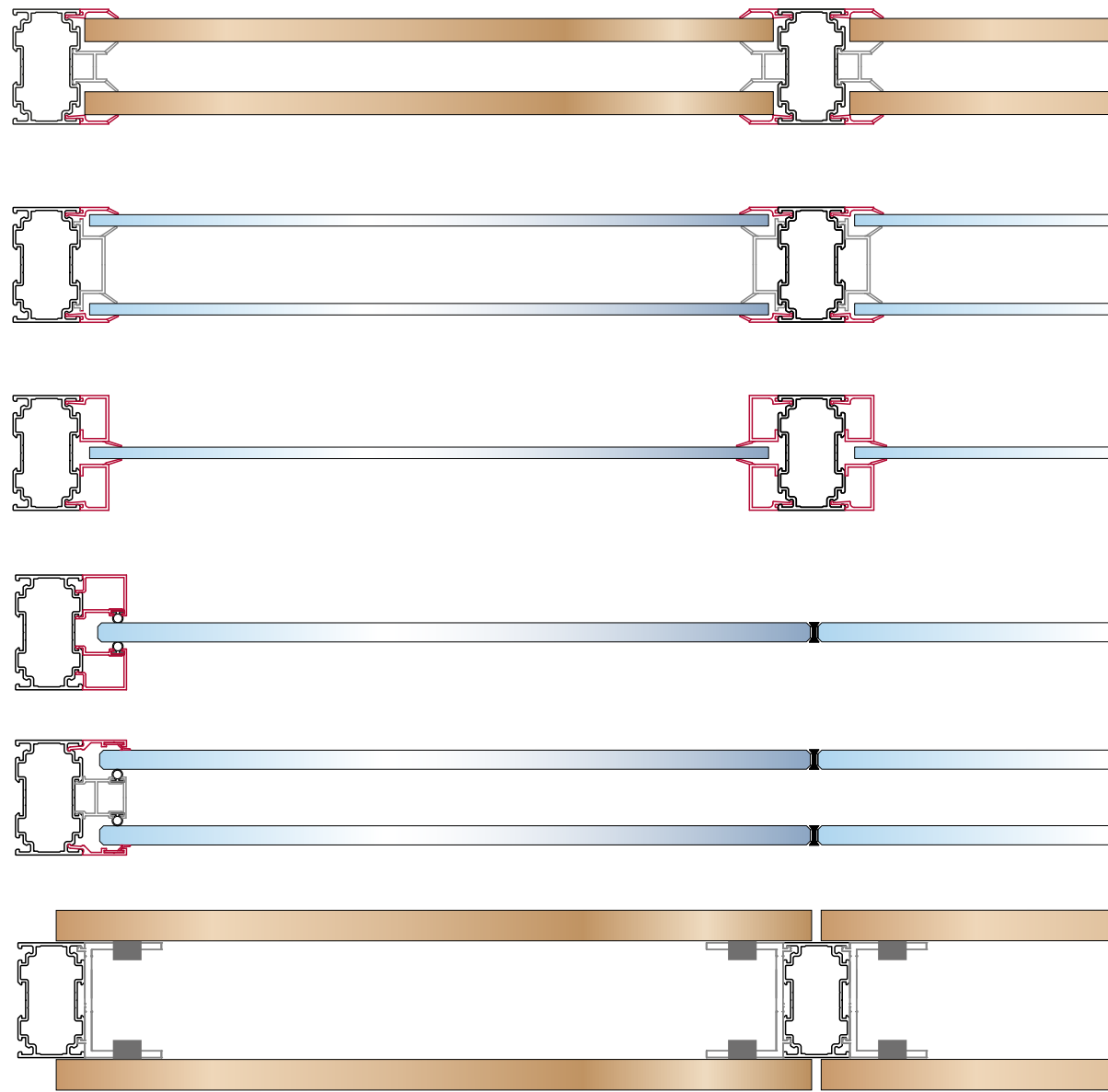
Tertial
Linéal

- H3
- Wooden door
- Glazing door



STANDARD
OR MADE-TO-
MEASURE DOORS

- Aérial
- Glazing door



DEMOUNTABLE PARTITION

H5

60mm (2 ³/₈") aluminium frame
Partition with strips

DEMOUNTABLE
PARTITION

10| H5

Aluminium frame
(60mm-2 3/8")
Stock finishes:
9005FTC | 9010BRI |
7016FTC
Wall with strips
(various sections)



H5 PARTITION

Certified height up to 3750mm
On request: up to 8400mm
Infills held with aluminium or PVC strips
(various sections):
• Single or double panels:
6 (1/4") to 52mm (2 1/4")
• Single or double glazing:
6mm (1/4") to 44/2 (8,8mm-3/8")
Installation: spring and eccentric screw
Correction of uneven levels: horizontal and
vertical

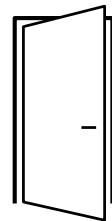


43 > 47 dB Rw
40 > 44 dB Ra

EOTA

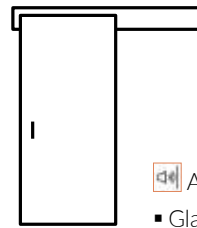
CERFF

TRAVERSE LOAD
CERTIFICATION



Tertial
Linéal

■ H3
■ Wooden door
■ Glazing door



STANDARD
OR MADE-TO-
MEASURE DOORS

■ Aérial
■ Glazing door

hOyez PARTITION
SYSTEMS

DEMOUNTABLE
PARTITION

12| H5T

Aluminium frame
60mm (2 3/8")

Stock finishes:
9005FTC | 9010BRI |
7016FTC

Wall with full height
centered single glazing
or double glazing



|13



**H5T PARTITION
EDGE-TO-EDGE GLAZING**

60mm (2 3/8") partition without any
intermediate post between the glazing

Certified height up to 3300mm

On request: up to 3600mm

Glazing vertically maintained with connecting
strip:

- Anodized or black aluminium
- Polycarbonate
- Adhesive I-shaped

Single or double glazing with polished edges:

- Tempered glass: 10 (3/8") or 12mm (1/2")
- Laminated glass 55/2 (10,8mm - 7/16") to
66/2 (12,8mm - 1/2")

Angles: Connecting strip 2D / 3D



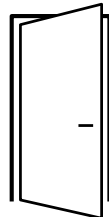
STC 39

34 > 44 dB Rw

32 > 43 dB Ra

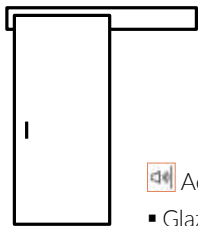


TRAVERSE LOAD
CERTIFICATION



Tertial
Linéal

- H3
- Wooden door
- Glazing door



STANDARD
OR MADE-TO-
MEASURE DOORS

- Aérial
- Glazing door

DEMOUNTABLE
PARTITION

14| H5JC

Aluminium frame
60mm (2 3/8")
Stock finishes:
9005FTC | 9010BRI |
7016FTC

Wall with suspended
panels and variable gap
between the panels



H5JC PARTITION EDGE-TO-EDGE PANELS

60mm (2 3/8") partition with suspended
panels on aluminium frame with hook system
on the back of the panels

Certified height up to 3000mm
On request: up to 4300mm

Horizontal or vertical gap from
0 to 30mm (1 1/8") on 1 or 2 sides

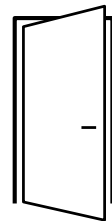
Thickness with infills:
94 (3 3/4") or 100mm (4")
(Panels, 16 (5/8") or 19mm (3/4") thick-)

Finishes: Melamine faced or laminated
boards with 4 side edging strips

44 > 49 dB Rw
42 > 47 dB Ra

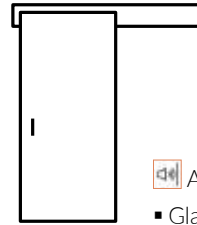


TRAVERSE LOAD
CERTIFICATION



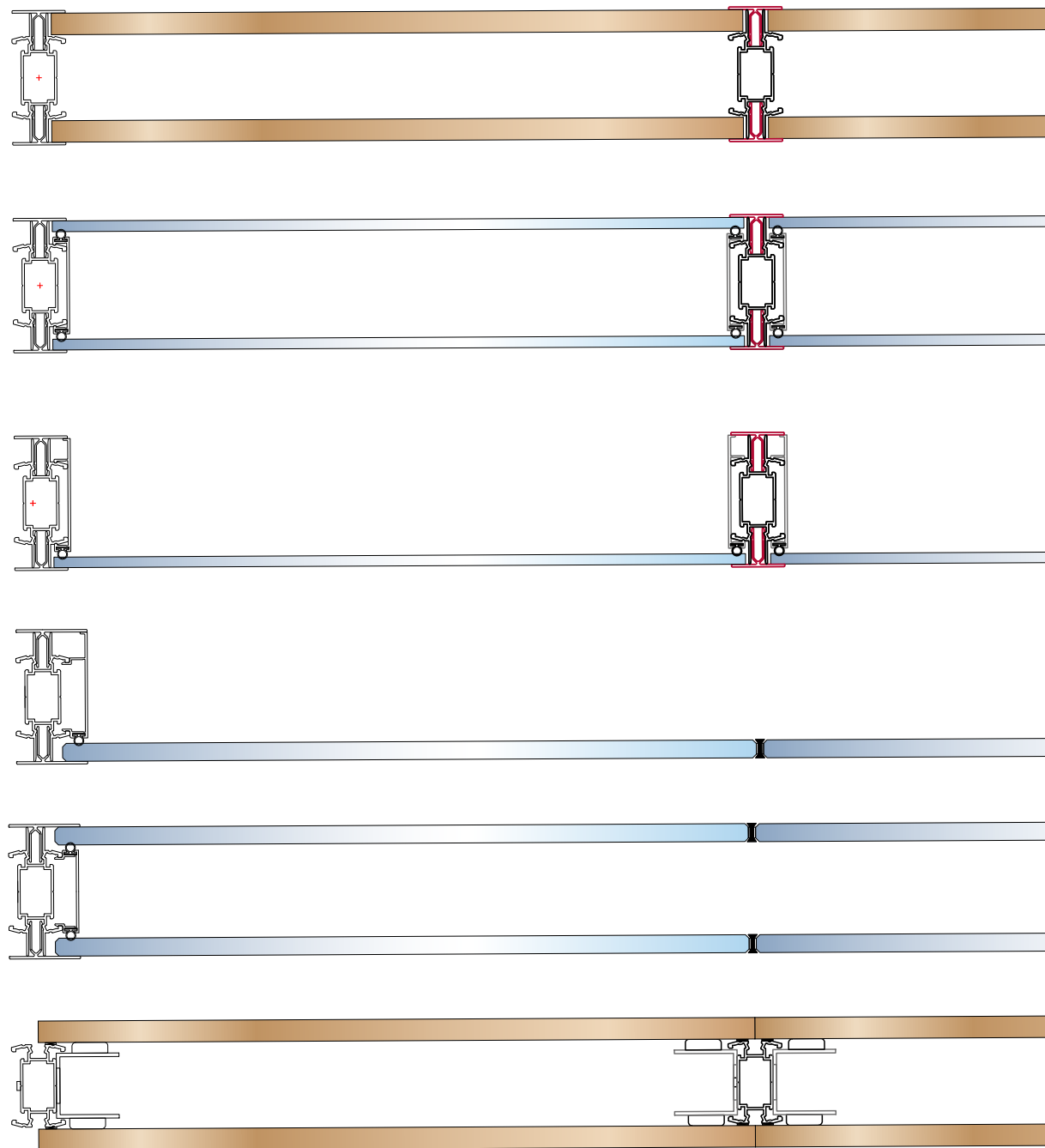
Tertial
Linéal

- H3
- Wooden door
- Glazing door



STANDARD
OR MADE-TO-
MEASURE DOORS

- Aérial
- Glazing door



DEMOUNTABLE PARTITION

H7

75mm (2^{15/16}") aluminium frame
Partition with cover-trims

DEMOUNTABLE
PARTITION



18|

Aluminium frame
75mm (2 15/16")

Stock finishes:
9005FTC | 9010BRI |
7016FTC

Infills held with
cover-trims (30mm - 1 3/8")



|19



H7 PARTITION

Certified height up to 3750mm

Infills :

- Double panels: 12 (1/2") to 13mm (1/2")
- Single or double glazing:
6 (1/4") to 44/2 (8,8mm-3/8")

Installation: spring and eccentric screw /
bracket

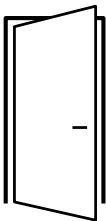
Correction of uneven levels:
horizontal and vertical



STC 41-47
41 > 52 dB Rw
39 > 48 dB Ra



TRAVERSE LOAD
CERTIFICATION



- Tertial
- Linéal
- H'Flush 71
Alu / Wood
- H3
- Wooden door
- Glazing door



STANDARD
OR MADE-TO-
MEASURE DOORS

- Aérial
- Glazing door

DEMOUNTABLE
PARTITION



20|

Aluminium frame
75mm (2 15/16")

Stock finishes:
9005FTC | 9010BRI |
7016FTC

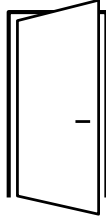
Wall with full height
decentered single glazing
or double glazing



STC 38-47

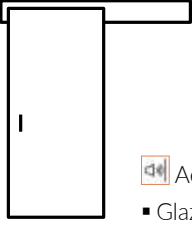
41 > 48 dB Rw

39 > 46 dB Ra



■ Tertial
■ Linéal
■ H'Flush 71
Alu/Wood

■ H3
■ Wooden door
■ Glazing door



STANDARD
OR MADE-TO-
MEASURE DOORS

■ Aérial
■ Glazing door

(1)



|21



H7T PARTITION
EDGE-TO-EDGE GLAZING

75mm (2 15/16") partition without any intermediate post between the glazing

Certified height up to 3300mm

Glazing vertically maintained with connecting strip:


- Anodized or black aluminium
- Polycarbonate
- Adhesive I-shaped

Decentered single glazing or double glazing with polished edges:

- Tempered glass: 10 (3/8") or 12mm (1/2")
- Laminated glass 55/2 (10,8mm - 3/8") to 66/2 (12,8mm - 1/2")

Angles: Connecting strip 2D

(1) In double glazing: possibility of monobloc door jamb



DEMOUNTABLE
PARTITION

22| H7B

Aluminium frame
75mm (2 15/16")

Stock finishes:
9005FTC | 9010BRI |
7016FTC

Wall with a pencil-line
junction between panel
on 1 or 2 sides



|23



STC 43-48

41 > 50 dB Rw

39 > 47 dB Ra

EOTA
KOT
CERFF

TRAVERSE LOAD
CERTIFICATION

Tertial
Tertial
Eiffage 71
Alu/Wood

- H3
- Wooden door
- Glazing door

STANDARD
OR MADE-TO-
MEASURE DOORS

- Aérial
- Glazing door



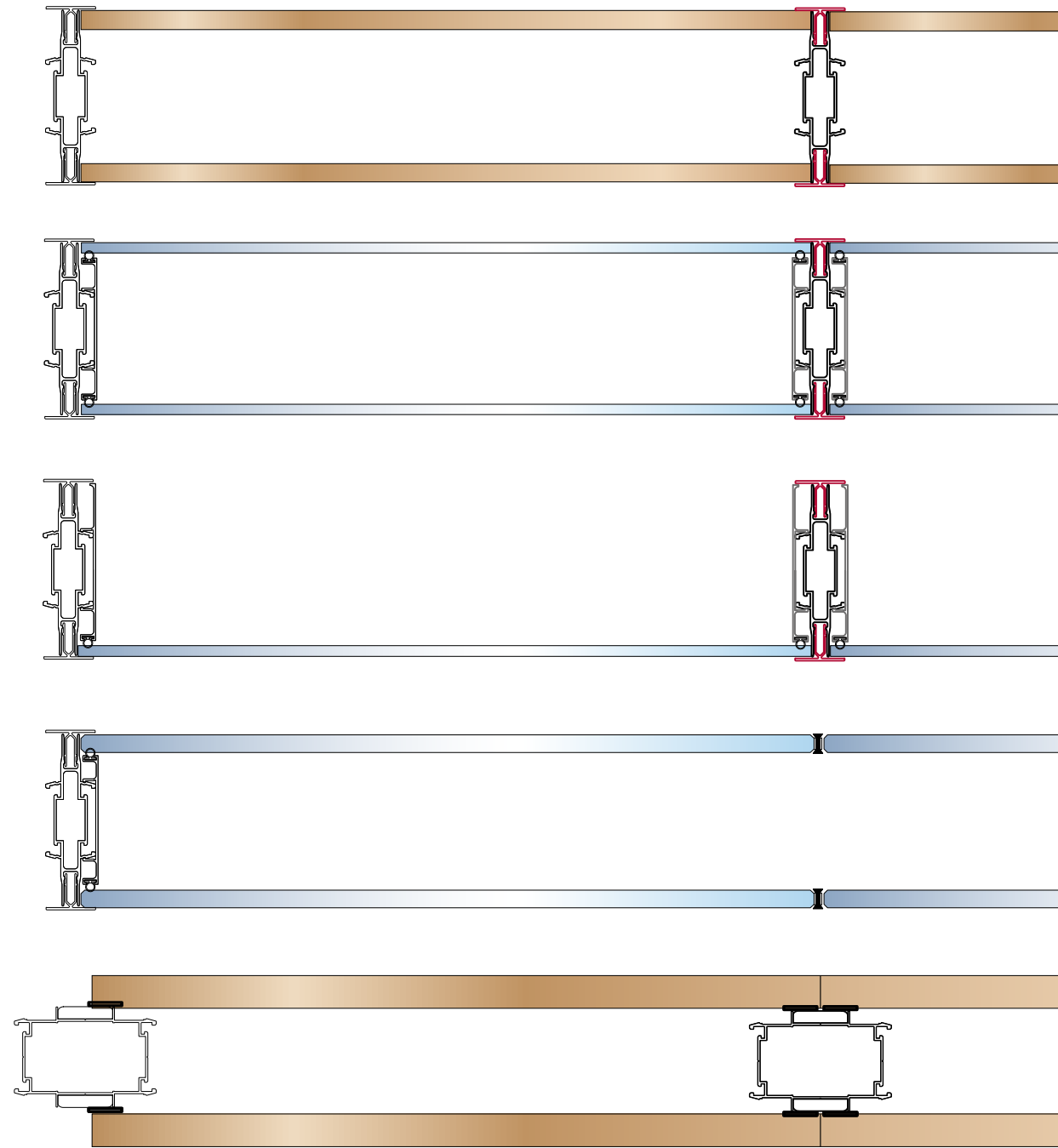
**H7B PARTITION
EDGE-TO-EDGE PANELS**

75mm (2 15/16") partition without
any intermediate cover-trim
between panels

Certified height up to 3000mm

Adjusting system enabling
perfect panels flatness.

Melamine or sheet metal finish
(thickness: 12mm - 1/2")



DEMOUNTABLE PARTITION

H10

106mm (4 ³/₁₆") aluminium frame
Partition with cover-trims

NEW PARTITION

H10 - H10T - H10B

DEMOUNTABLE
PARTITION

H10

26|

Aluminium frame
106mm (4 1/8")

Stock finishes:
9005FTC | 9010BRI |
7016FTC

Infills held with
cover-trims (30mm - 1 3/8")



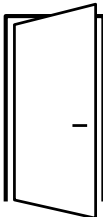
STC 41-48

36 > 57 dB Rw

33 > 56 dB Ra

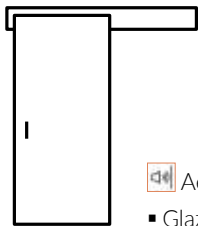


TRAVERSE LOAD
CERTIFICATION



Tertial
Linéal

■ H3
■ Wooden door
■ Glazing door



STANDARD
OR MADE-TO-
MEASURE DOORS

■ Aérial
■ Glazing door



|27

H10 PARTITION

Certified height up to 3750mm
On request: up to 6130mm

Infills :

- Double panels + acoustic insulation:
12 (1/2") to 19mm (3/4")
- Single or double glazing:
6 (1/4") to 88/2 (16,8mm-1 1/16")

Installation: spring and eccentric screw /
bracket

Specify:

Box + electric equipment integrated into
2D - 3D angles



DEMOUNTABLE
PARTITION

28| H10T

Aluminium frame
106mm (4 3/16")

Stock finishes:
9005FTC | 9010BRI |
7016FTC

Wall with fully
height double glazing

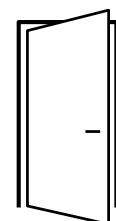


STC 36-49

41 > 49 dB Rw
37 > 47 dB Ra

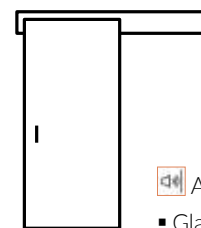


TRAVERSE LOAD
CERTIFICATION



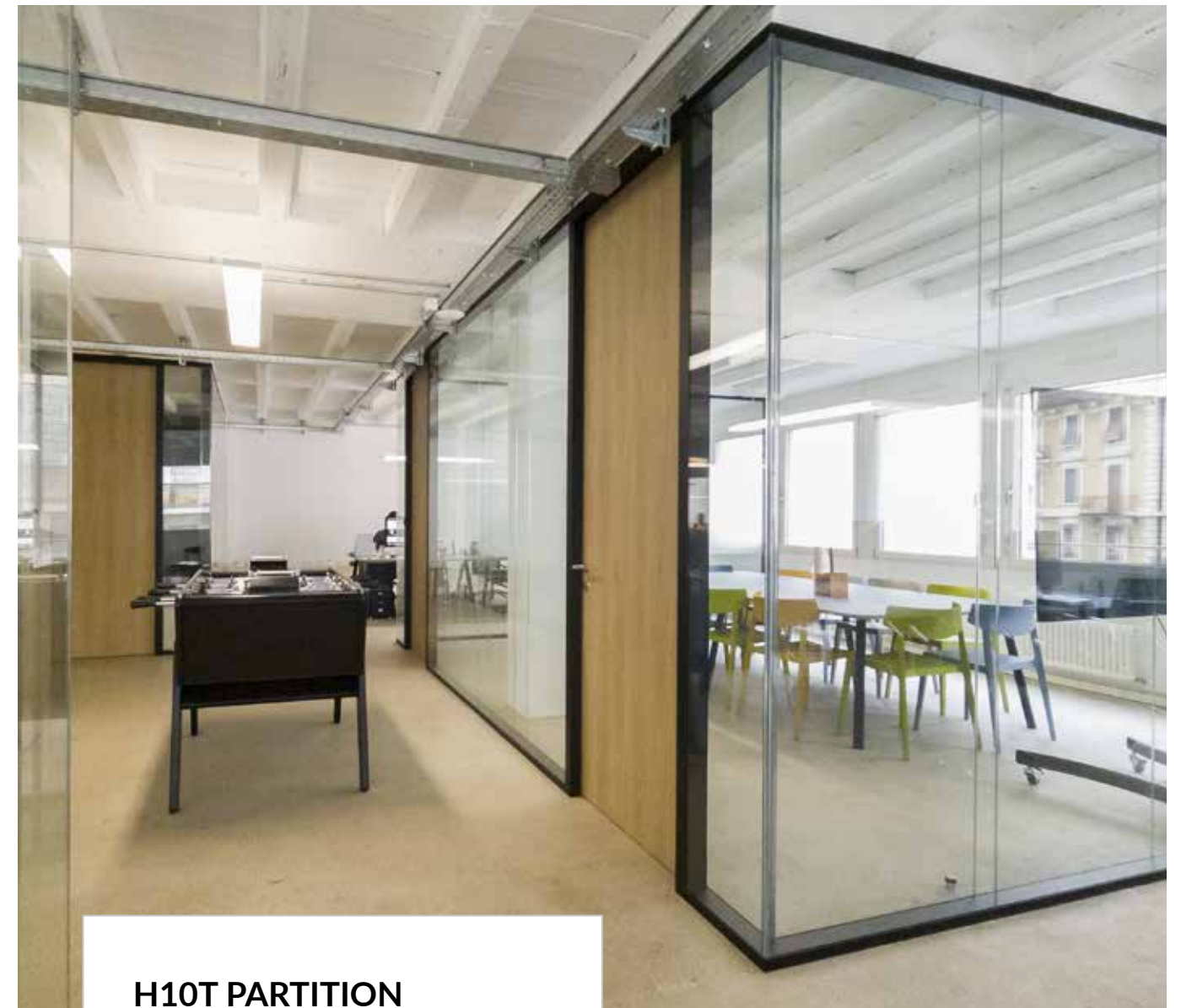
Tertial
Linéal

■ H3
■ Wooden door
■ Glazing door



■ Aérial
■ Glazing door

STANDARD
OR MADE-TO-
MEASURE DOORS



H10T PARTITION EDGE-TO-EDGE GLAZING

106mm (4 3/16") partition without any
intermediate post between the glazing
Certified height up to 3800mm
Glazing vertically maintained with
connecting strip:

- Anodized or black aluminium
- Polycarbonate
- Adhesive I-shaped

Double glazing with polished edges:

- Maximum height, 3000mm (118 1/8"):
10mm (3/8") - 55/2 (10,8mm - 7/16")
- Maximum height, 3300mm (129 29/32"):
12mm (15/32") - 66/2 (12,8mm - 1/2")
- Maximum height, 3800mm (149 5/8"):
88/2 (16,8mm - 11/16")

2D - 3D angles



hOyez PARTITION
SYSTEMS

DEMOUNTABLE
PARTITION

H10B

30|

Aluminium frame
106mm (4 3/16")

Stock finishes:
9005FTC | 9010BRI |
7016FTC

Wall with a pencil-line
junction between panel
on 2 sides

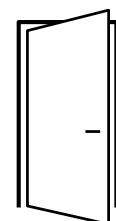


48 > 57 dB Rw
43 > 55 dB Ra

EOTA

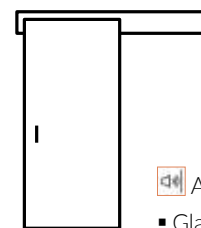


TRAVERSE LOAD
CERTIFICATION



Tertial
Linéal

■ H3
■ Wooden door
■ Glazing door



■ Aérial
■ Glazing door

STANDARD
OR MADE-TO-
MEASURE DOORS



|31



H10B PARTITION EDGE-TO-EDGE PANELS

106mm (4 3/16") partition without any
intermediate cover-trim between panels

Certified height up to 3750mm

On request: up to 6130mm

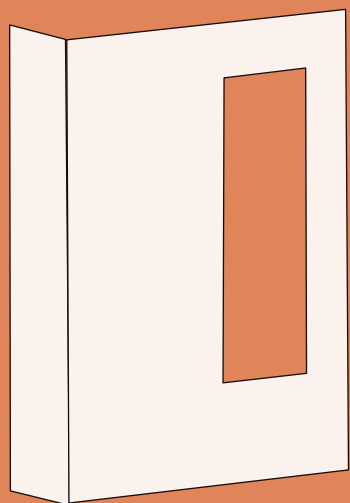
Adjusting system enabling perfect panels
flatness.

Double panels + insulation:

12 to 19mm (1/2 to 3/4")

Finishes: melamine with with banded edges
on the heights or sheet metal

hOyez PARTITION
SYSTEMS



"Solutions H" are hOyez solutions that can be useful to complete your projects.

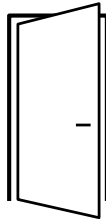
HF10

The FIREWALL solution
with 50 mm (2")
cover-trims



45 > 46 dB Rw
43 > 45 dB RA

60 minutes:
solid modules (EI60)
30 minutes:
fully glazed modules and
wood door (EI30)



▪ Wooden
door

STANDARD
OR MADE-TO-
MEASURE DOORS



HF10 PARTITION FIRE-RATED PARTITION

Aluminium frame (104mm-4 1/16") with
thermal breaks

Standard height up to 3000mm (118
1/8") + 500mm (19 1/16") gypsum fall
(> 3000mm-118 1/8": upon request)

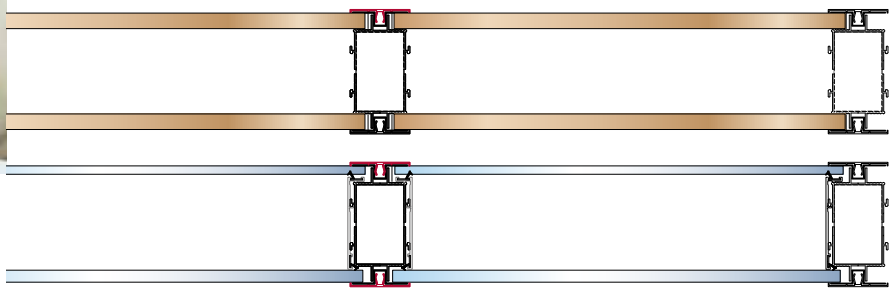
Partitions with cover-trims (50mm)

- Double panels: plasterboards
13mm (1/2")
- Double glazing: 1 side Pyrobelite
(7mm-1/4") + 1 side Pyrobelite 10
(11mm-7/16")

Finish: vinyl

Angle: 90° square

Installation: bracket



SOLUTION H

36|

H7DW

The ready-to-install solution for creating a glass opening in a drywall.

Stock finishes:
9005FTC | 9010BRI |
7016FTC



H7DW GLAZED FRAME

60 mm aluminum profile (face view)
allowing the creation of a glazing
module in drywalls from 71 to 152 mm
thick

Single or double glazing:

- Tempered glass: 6 (1/4") - 8 (5/16") - 10 (3/8") - 12 mm (1/2")
- Laminated glass: 33/2 (1/4") - 44/2 (5/16") - 55/2 (3/8") - 66/2 (1/2")

With or without transom / upright

SOLUTION H

|37

BATI H

The solution that allows
a door to be integrated
quickly and harmoniously
into a drywall.

Stock finishes:
9005FTC | 9010BRI |
7016FTC



BATI H ALUMINIUM FRAME


Aluminium frame for fast,
harmonious integration of doors in
74 to 160 mm thick drywall.

Suitable to doors:

- hOyez door ranges with aluminium frame
- Wood door, with or without overpanel
- Glazing door, with or without overpanel


Hanging systems:

- Standard and steel hinges
- Pivots



Single or double, sliding or swinging, with refined frame, flush, with fully integrated overpanel, full height, with hinges, pivots...

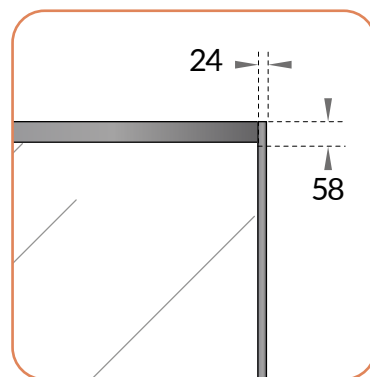
Our door range comes in a variety of forms to fit perfectly/ harmoniously in all hOyez walls.



doors

ALUMINIUM FRAME DOOR

40| AERIAL



ONE SLIDING DOOR TWO OPTIONS

Fully & acoustic Sliding door

Single sliding door, full height only
Maximum height: 2950mm (116 1/8")
Thickness 34 mm (1 5/16")
Single glazing: 10 mm (3/8")

Specificity:

Integrated drop seal ⁽¹⁾

Single or double Sliding door

Single or double sliding door, full-height or transom-mounted
Maximum height: 3250 mm (127 15/16")
Thickness 34 mm (1 5/16")
Single glazing: 6 mm (1/4")

(1)



32 dB Rw
31 dB RA
STC 35

Integrated in:
HT - H5 - H7 - H10

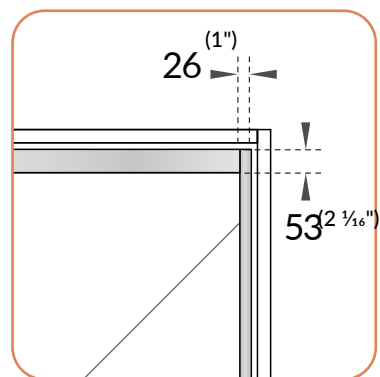


Sliding door Hanging systems:

Cube system with lacquered covers and caps in the colour of your choice

TERTIAL

42|



DOOR WITH REFINED FRAME & CHOICE OF LOCK

Single or double swing door

41mm (1 5/8") thick

Maximum height: 2950mm (116 1/8")

Single glazing (6mm - 1/4")

Double door with aluminium central door case⁽¹⁾
and choice of locking height (140 / 675mm)

Specifications:

Choice of one-piece door frame in Transparence partition

2 options for lock:

⁽¹⁾ Handle with integrated european lock (Hoppe)

⁽²⁾ Box where european can be integrated (or electric latch)

(1)



(2)



Options :

- Access control
- Front mount automatic drop seal (door with pivots)
- Integrated drop seal (door with hinges)
- Surface mounted door closer

29 > 35 dB Rw
28 > 34 dB RA
STC RATING

Integrated in:
HT - H5 - H7 -
H10- Bâti'h



Swing door Hanging systems:

- Pivots
- Anodised / lacquered hinges
- Simonswerk stainless steel hinges



Surface mounted automatic drop seal
(door with pivots)

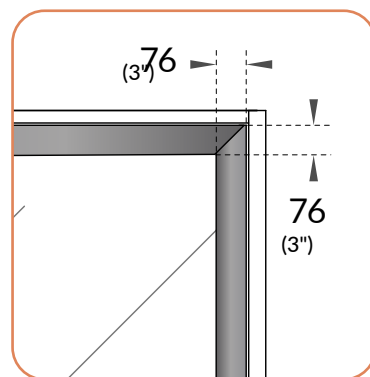


Integrated drop seal (door with hinges)

|43

ALUMINIUM FRAME DOOR

44| LINEAL



ALUMINIUM FRAME DOOR WITH HIGH ACOUSTIC

Single or double swing door

40mm (1 1/16") thick

Maximum height: 2950mm (116 1/8")

Single glazing :

- Laminated: 33/2 (1/4") - 44/2 (5/16") - 55/2 (3/8")

- Tempered: 6 (1/4"), 8 (5/16") et 10 (3/8") mm

Double door with aluminium central door case and choice of locking height (140 / 675mm)

Specifications:

Integrated drop seal ⁽¹⁾

Guaranteed rigidity for very high doors, due to the 76mm (3") vertical and horizontal posts

Choice of one-piece door frame in Transparence partition

Equipped with a special integrated lock, with or without european lock

2 height for the lock system (140 / 675mm) ⁽²⁾

Options:

- Access control
- Surface mounted door closer
- Invisible door closer

(2)



31 > 41 dB Rw
31 > 40 dB RA
STC RATING

Integrated in:
HT - H5 - H7 -
H10- Bâti'h



Swing door

Hanging systems:

- Anodised / lacquered hinges
- Simonswerk stainless steel hinges
- Invisible hinges, integrated in H7, to the reinforced door frame



Invisible door closer



Specific lock created to reduce the sound of door closure and increase the lifespan

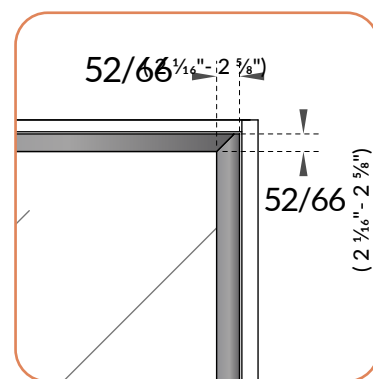


Automatic and invisible skirting to optimize acoustic

ALUMINIUM FRAME DOOR

46|

H'FLUSH 71



FLUSH DOOR ON EACH SIDE OF THE H7 PARTITION

Single or double swing

Thickness: 71mm (2 13/16")

Maximum height: 2960mm (116 9/16")

Double glazing: 6+8mm (Tempered 1/4" + 5/16") - 33/2+44/2 (Laminated 1/4" + 5/16")

Double door with aluminium central door case and choice of locking height (140 / 675mm)

Specifications:

Integrated drop seal (bottom of the door)

Flush door, on the 2 sides of the H7 partition

Options:

- Access control
- Door closer
- Invisible door closer



Swing door

Hanging systems:

- Anodised / lacquered hinges
- Invisible hinges (integrated frame / door)

41 > 42 dB Rw
40 > 42 dB Ra
STC RATING

Integrated in
H7 partitions
only

hOyez PARTITION
SYSTEMS

WOODEN DOOR

|47

H'FLUSH 71



FLUSH WOODEN DOOR ON EACH SIDE OF THE H7 PARTITION

Single or double swing

Thickness: 71mm (2 13/16")

Maximum height: 2750mm (108 1/4")

Full core and laminate coating

Double door with rebate

Specifications:

Integrated drop seal (bottom of the door)

Flush door, on the 2 sides of the H7 partition

Options:

- Access control
- Door closer
- Invisible door closer



Swing door

Hanging systems:

- Anodised / lacquered hinges
- Invisible hinges (integrated frame / door)

36 > 37 dB Rw
36 dB Ra
STC RATING

Integrated in
H7 partitions
only

hOyez PARTITION
SYSTEMS



Integrated in:
HT - H5 - H7 -
H10- Bâti'h

THE DOOR WITH VARIOUS INFILLS

Single or double swing

40mm (1 5/16") thick

Maximum height: 2950mm (116 1/8")

Infills held with strips:

full / half-glazed or glazed (single or double glazing)

Double door with aluminium central door case and choice of locking height (140 / 675mm)

Specifications:

Various infills / Various options (full glazed, fully solid, half glazed-half solid...)

Options:

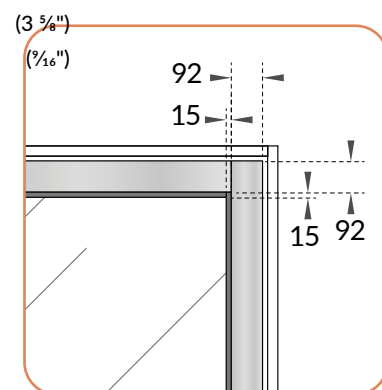
- Access control
- Front mount automatic door seal
- Push bar
- Door closer



Swing door

Hanging systems:

- Anodised / lacquered hinges
- Simonswerk stainless steel hinges



Single or double swing

40mm (1 5/16") thick

Maximum height: 2951mm (116 3/16")

Filling: solid core with laminated coating

Double door with aluminium central door case ⁽¹⁾ and choice of locking height (140 / 675mm)

Options:

- With or without overpanel ⁽¹⁾
- Access control
- Integrated drop seal
- Push bar
- Door closer

Swing door

Hanging systems:

- Anodised / lacquered hinges
- Simonswerk stainless steel hinges
- Pivots
- Invisible hinges, integrated in H7, to the reinforced door frame



30 > 32 dB Rw
29 > 31 dB Ra
STC RATING



Integrated in
H5 - HT - H7 - H10 - Bâti H



DOOR GLASS

50|

Single or double swing

8 (5/16") or 10mm (3/8") thick

827/927 x 2034 mm (32 1/16"/36 1/2" x 80 1/16")

(+ made-to-measure)

Tempered glass

Specifications:

Choice of one-piece door frame in
Transparence partition

Swing door

Hanging systems:

- Special hinges for glass door

Sliding door

Hanging systems:

- Cube system (front mount rail)



Integrated in:

HT - H5 - H7 - H10- Bâti'h

hOyez PARTITION
SYSTEMS

DOOR FITTINGS

|51



Tertial



PARIS
SILVER (MAT)




PARIS
BLACK (MAT)




ATHINAI
SILVER (CHROME)

Tertial | WoodenDoor

[AMSTERDAM - ROUND ROSE]



SILVER (MAT)




BLACK (MAT)

Linéal | H'Flush 71 Alu

[AMSTERDAM - OVAL ROSE]



SILVER
(MAT)



BLACK
(MAT)

H'Flush 71 Wood

[AMSTERDAM - ROUND ROSE]



SILVER
(MAT)



BLACK
(MAT)

Glass door



SILVER (CHROME)



BLACK (MAT)

HINGES:



SILVER (CHROME)



BLACK (MAT)

Aérial | Tertial | Glass Door:

LADDER PULL
Ht 500mm (19 3/4")
Ø 30mm (1 1/8")

SILVER (CHROME)

Hinges

Tertial - Linéal - H'Flush 71 -
H3 - Wood door



ANODISÉ SATINÉ
SATIN ANODIZED

9010 BRI

TRANSLUCENT NOZZLE+
ISOLATING RING



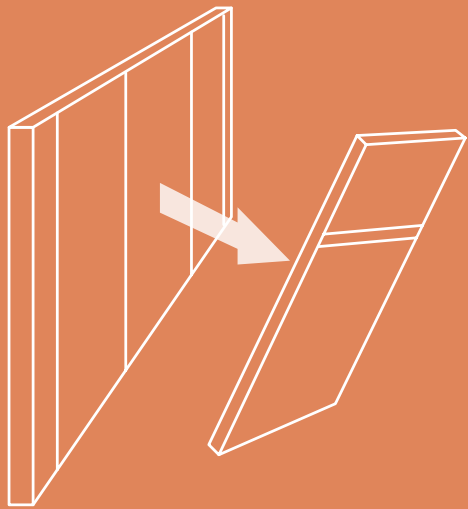
7016 FTC

9005 FTC

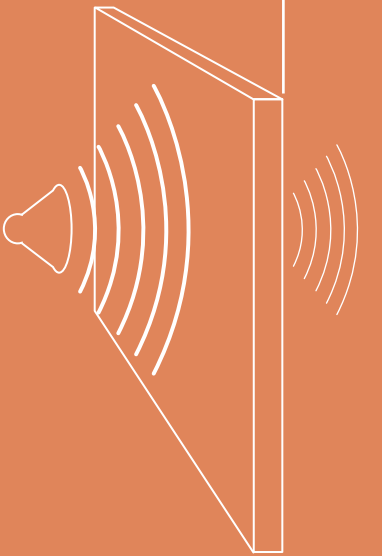
BLACK NOZZLE+ ISOLATING
RING



SIMONSWERK
Stainless steel hinge
(excl. H'Flush 71)



hOyez partitions and doors are extensively tested in independent testing laboratories, guaranteeing their safety & technical features.

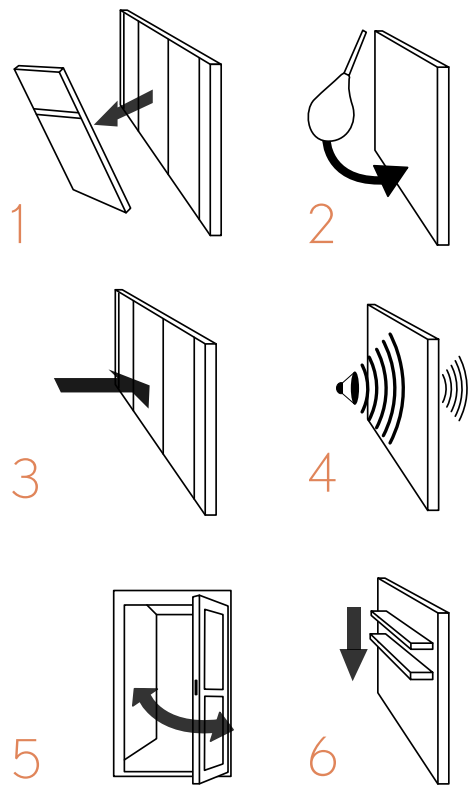


Finishes Certifications

GUARANTEE of technical, safe & ecological products

After passing all the mechanical and sound tests in use, the HOYEZ partitions enjoy the French CERFF and European (ETA) certificates.

- 1. Demountability and relocatability
- 2. Shock Resistance
- 3. Traverse load
- 4. Sound reduction
- 5. Durability
- 6. Vertical load



ACOUSTIC Performances

	H5	H7	H10	
Fully solid module	43 > 47 dB Rw	41 > 51 dB Rw STC 43-47	43 > 57 dB Rw	
Fully glazed module	39 > 41 dB Rw	42 > 50 dB Rw STC 41-46	36 > 52 dB Rw STC 41-48	
	HT	H5T	H7T	H10T
Fully glazed module	32 > 40 dB Rw STC 28-40	34 > 44 dB Rw STC 39	41 > 48 dB Rw STC 38-47	41 > 49 dB Rw STC 36-49
	H5JC	H7B	H10B	
Fully solid module	44 > 49 dB Rw	41 > 47 dB Rw STC 43-48	48 > 57 dB Rw	

What type
of partition
are you
looking for?

General characteristic:

	A STANDARD finish?			An EDGE TO EDGE PANELS finish?			An EDGE TO EDGE GLAZING finish?				Fire-rated
	Finishes: Strips	Finishes: Cover-trims	Finishes: Cover-trims	Suspended panels	Edge to edge	Edge to edge	Centered single glazing or double glazing	Single or double glazing	Double glazing	Centered single glazing	
	H5	H7	H10	H5JC	H7B	H10B	H5T	H7T	H10T	HT	HF10
Partition thickness (mm-ft)	60 2 3⁄8"	75 2 15⁄16"	106 4 1⁄4"	92-100 3 5⁄8"-4"	75 2 15⁄16"	106 4 1⁄4"	60 2 3⁄8"	75 2 15⁄16"	106 4 1⁄4"	30 1 1⁄4"	104 4 1⁄4"
Certified height (mm-ft)	3750 147%	3000 118 %	3750 147 %	3000 118 %	3000 118 %	3750 147 %	3300 129 1⁄2%	3300 129 1⁄2%	3800 149 %	3800 149 %	3000 118 %
Higher height (on request)	●	-	●	●	-	●	●	-	-	-	-
dB Rw rating (maximum)	47	52	57	49	50	57	44	47	49	40	46
STC rating (maximum)	-	47	48	-	48	-	39	47	49	40	
Traverse load certification (until 3m)	●	●	●	-	-	●	-	● DV/DG	●	-	-

Kind of infills:

Single panel (centred)	●	-	-	-	-	-	-	-	-	-	-
Double panels	●	●	●	●	●	●	-	-	-	-	●
Single glazing	●	●	●	-	-	-	●	●	-	●	
Double glazing	●	●	●	-	-	-	●	●	●	-	●

Infills fixing:

Strips	●	-	-	-	-	-	●	-	-	●	-
Cover-trims (mm)	-	23-30	23-30	-	23-30	23-30	-	23-30-40	23-30	-	50

Options:

Monobloc door jamb	-	-	-	-	-	-	-	●	-	●	-
Blinds	●	●	●	-	-	-	-	-	-	-	-
Electric skirting	●	●	-	●	●	-	●	●	-	-	-
Writing wall	●	●	●	-	-	-	-	-	-	-	-

H5H7H10H5JCH7BH10BH5TH7TH10THTHF10



Monobloc door jamb



Blinds



Glazing film



Electric skirting



Writing wall

Inspiring Spaces IX
10-2024

Merci à nos partenaires pour les différentes réalisations présentées dans cette brochure. Cependant les produits présentés ne sont pas contractuels car chaque projet fait l'objet d'une étude spécifique.


Visuel de couverture :
©CARMINE-CRIMSON

Toute reproduction de photos doit faire l'objet d'un Copyright : ©hOyez

Many thanks to our partners for the various projects presented in this brochure. However, the products presented are not contractual as each project is the subject of a specific study.

Cover visual:
©CARMINE-CRIMSON

Any reproduction of photos must be Copyright: ©hOyez





Showrooms :

Lille | Paris (France)

Contact us for any other location

hOyez PARTITION
SYSTEMS

Demountable Walls & Doors
to fit out all your professional
living spaces.